

KONGUNADU ARTS AND SCIENCE COLLEGE
(Autonomous)
Coimbatore - 641 029

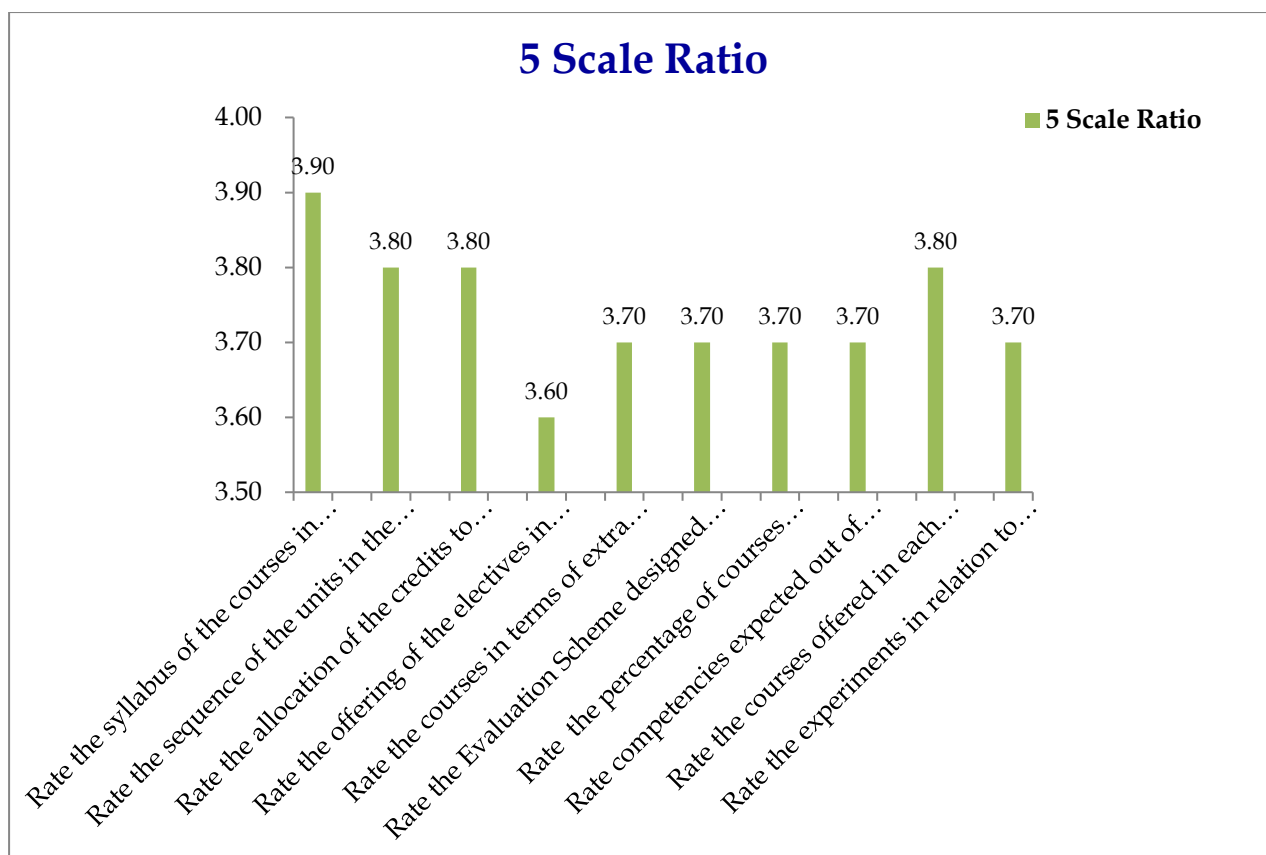


**Student Satisfaction Survey (SSS)
on
Overall Institutional Performance**

Curriculum Feedback

Most of the students felt the curriculum is excellent and relevant to the current trends.

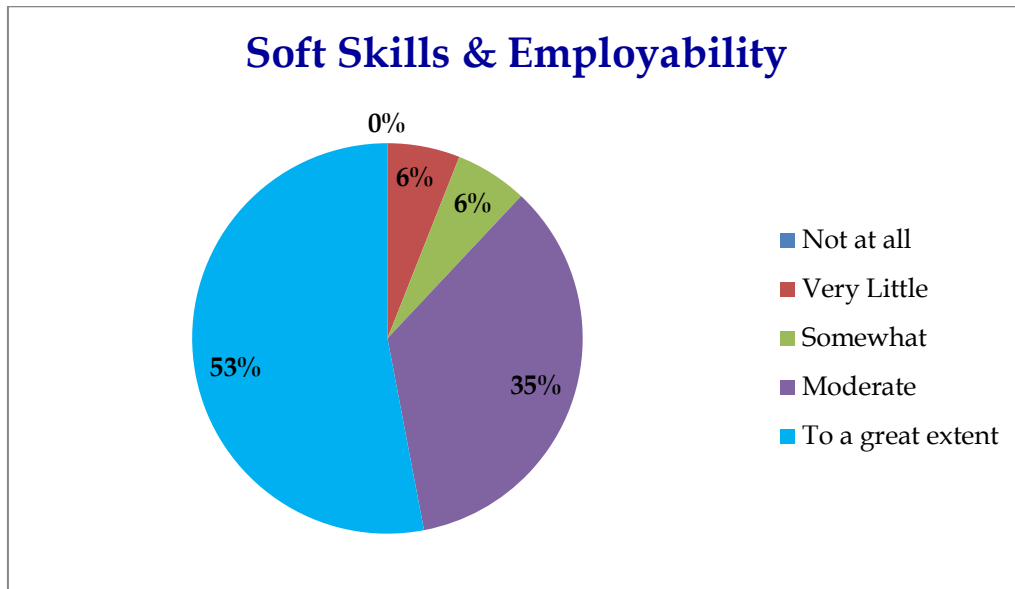
Q.No	Question	5 Scale Ratio
1	Rate the syllabus of the courses in relation to the competencies expected out of the programme	3.90
2	Rate the sequence of the units in the courses	3.80
3	Rate the allocation of the credits to the courses	3.80
4	Rate the offering of the electives in the relevance to the specialization	3.60
5	Rate the courses in terms of extra learning or self learning considering the design of the course	3.70
6	Rate the Evaluation Scheme designed for each of the course	3.70
7	Rate the percentage of courses having LAB components	3.70
8	Rate competencies expected out of the course	3.70
9	Rate the courses offered in each semester	3.80
10	Rate the experiments in relation to real life applications	3.70



Soft Skills & Employability

The students, fifty three percent (53%) had felt that top soft skill assessments offered by the Career Development cell boosts employability. And their entrepreneurship skills related to social skills, emotional intelligence and cognitive capabilities has improved.

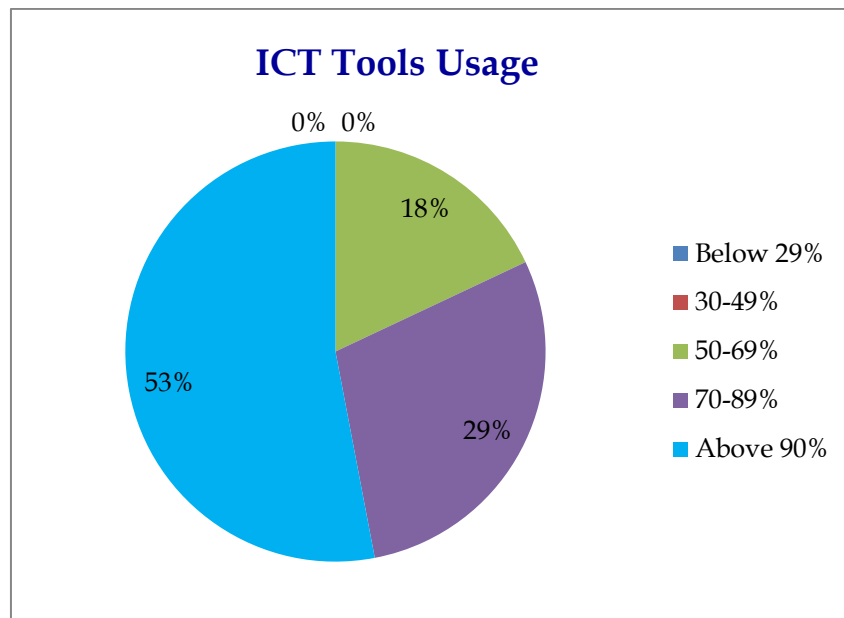
Category (scale)	Percentage
Not at all (0)	0%
Very Little (1)	6%
Somewhat (2)	6%
Moderate (3)	35%
To a great extent (4)	53%



ICT Tools Usage

The students fifty three percent(53%) had felt that the teachers are digitally literate and trained to use ICT tools effectively tools to communicate, create, disseminate and make the classroom teaching more innovative.

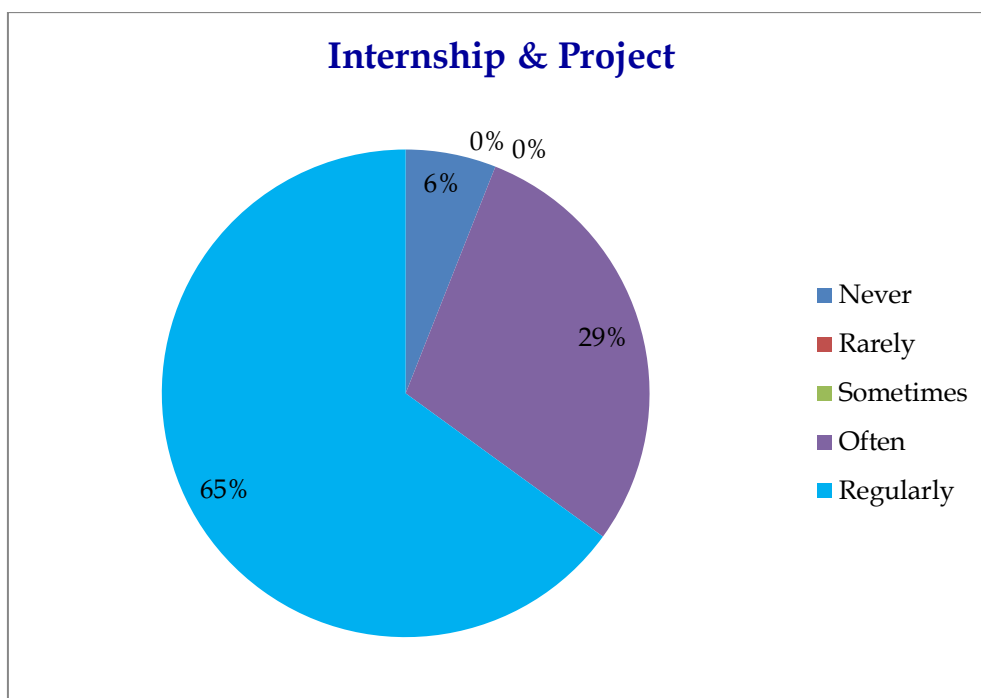
Category (scale)	Percentage
Below 29% (0)	0%
30-49% (1)	0%
50-69% (2)	18%
70-89% (3)	29%
Above 90% (4)	53%



Internship & Project

The students sixty five percent (65%) are satisfied with the internship and projects as they integrate classroom knowledge and theory with practical application and skills developed in professional or community settings

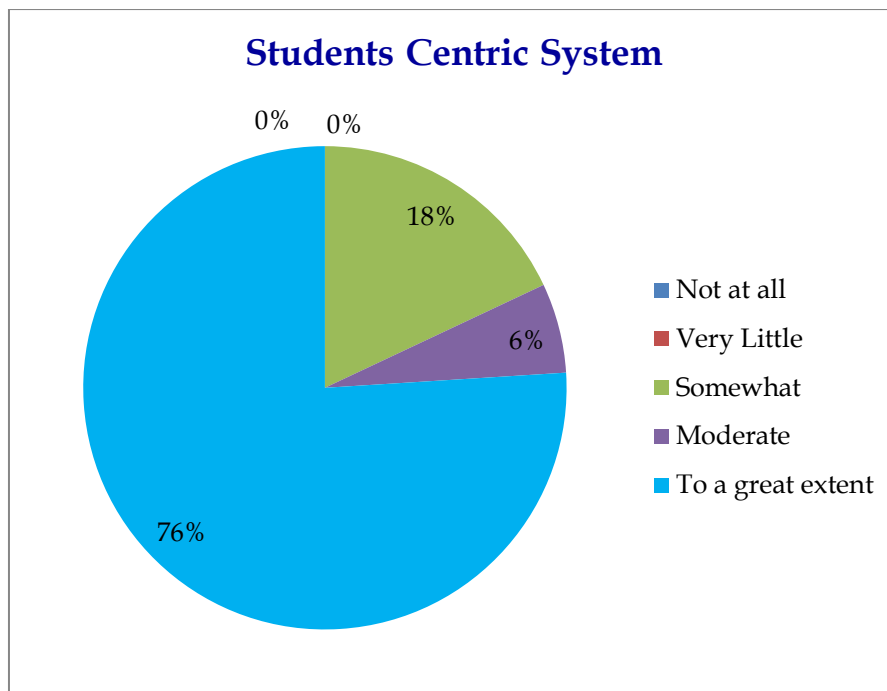
Category (scale)	Percentage
Never (0)	6%
Rarely (1)	0%
Sometimes (2)	0%
Often (3)	29%
Regularly (4)	65%



Students Centric System

The Students seventy six percent (76%) felt that the institution has strong students centric system adopted by the institution that broadly encompasses methods of teaching that shift the focus of instruction from the teacher to the student.

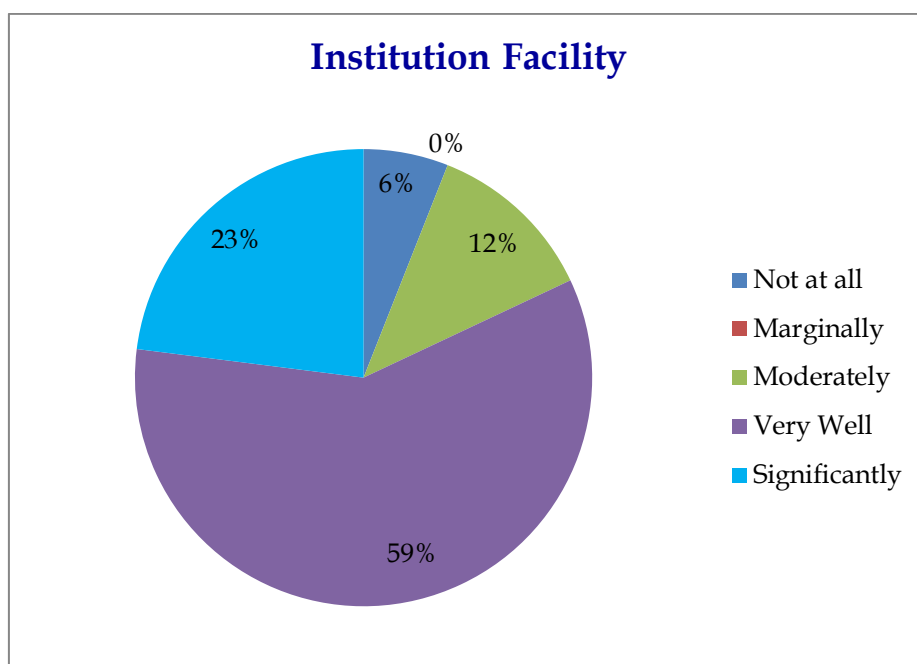
Category (scale)	Percentage
Not at all (0)	0%
Very Little (1)	0%
Somewhat (2)	18%
Moderate (3)	6%
To a great extent (4)	76%



Institution Facility

The students fifty nine percent (59%) are highly satisfied with a conducive environment, adequate infrastructure and all necessary facilities for conducting the academic programmes, co-curricular, sports and other extra-curricular activities.

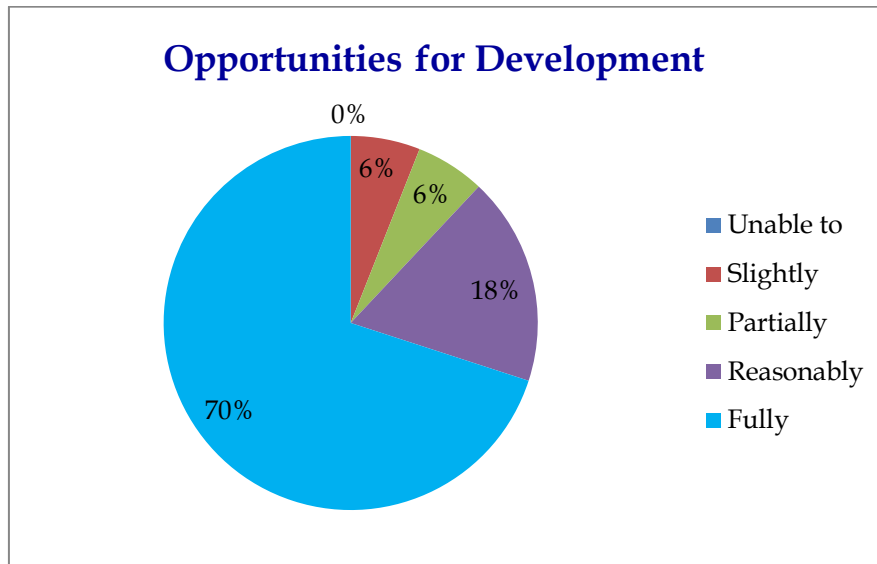
Category (scale)	Percentage
Not at all (0)	6%
Marginally (1)	0%
Moderately (2)	12%
Very Well (3)	59%
Significantly (4)	23%



Opportunities for Development

The students seventy percent (70 %) are satisfied with the offerings apart from curriculum that include certificate programs, Diploma courses, EDC, JOC, extension programs, professional certification courses.

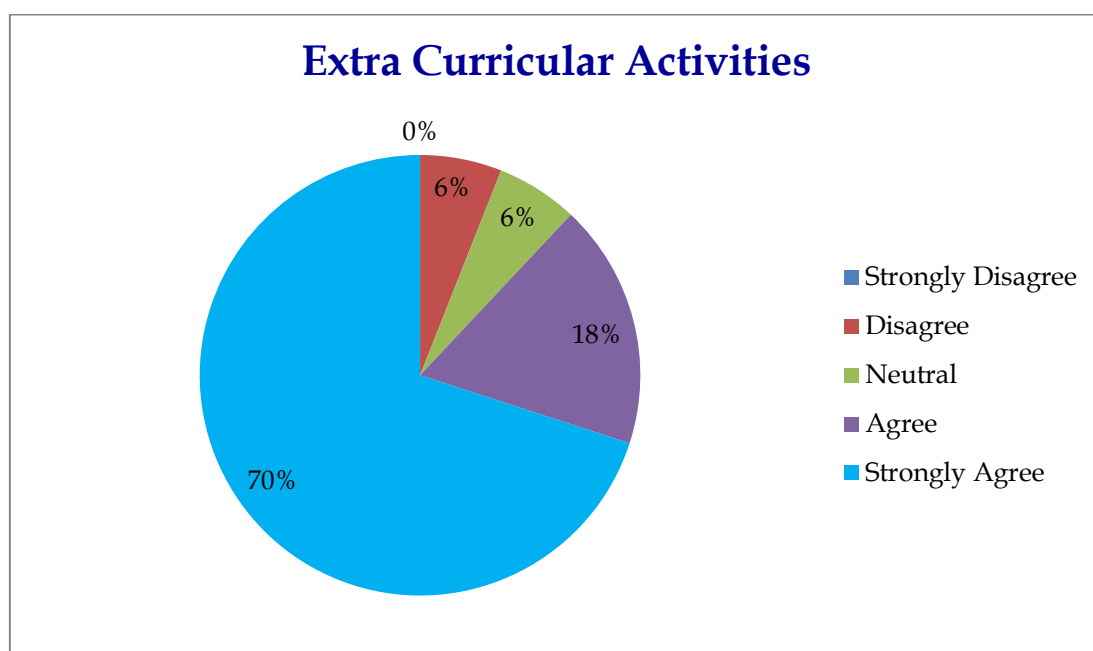
Category (scale)	Percentage
Unable to (0)	0%
Slightly (1)	6%
Partially (2)	6%
Reasonably (3)	18%
Fully (4)	70%



Extra Curricular Activities

The students Seventy percent (70%) are highly satisfied with Sports, NSS, NCC, YRC, RRC, Eco Club and WEC as they help to learn about themselves and develop and use their skills and knowledge in different contexts.

Category (scale)	Percentage
Strongly Disagree (0)	0%
Disagree (1)	6%
Neutral (2)	6%
Agree (3)	18%
Strongly Agree (4)	70%



Overall Feedback

The students, seventy six percent (76%) perceive intense programme outcomes with quality teaching-learning environment, best research facilities and modern infrastructure

Category(Scale)	Percentage
Strongly Disagree (0)	0%
Disagree (1)	6%
Neutral (2)	0%
Agree (3)	18%
Strongly Agree (4)	76%

