

Kongunadu Arts and Science College


(Autonomous)

Coimbatore - 641 029

Performance Summary

The students' performance in the examinations held in November 2018 (odd semester) and April 2019 (even semester) is analysed based on the various categories which comprise Arts, Science and Commerce departments. All the departments under outcome based education (OBE) have followed the objectives of the OBE. As for results, all the departments have performed well and produced good results which is more than 85%. Among the under graduate students, students belonging to Arts have secured little higher percentage than the Science and Commerce. The Science and Commerce students both have equally performed. Among the students of Arts, BA English Literature (UA), among Science category B.Sc Mathematics (UA), B.Sc Botany, B.Sc Zoology, B.Sc Computer Science (UA), BCA, B.Sc Computer Technology and among Commerce B.Com CA and BBA CA have secured less than 70% of results. On comparison of UG students, PG students have performed well and secured nearly 90% in all categories. Among the PG students only M.Sc Chemistry students have secured less than 85% results.

In the examination held in April 2019, the UG Students belonging to Science category B.Sc Physics, BCA and B.Sc Computer Technology and in Commerce category B.Com CA, BBA CA have secured only less than 70% results. Among the PG students M.Sc Chemistry and M.Sc Computer Science have secured less than 80% results. By and large all the Under Graduate and Postgraduate departments belonging to various categories Arts, Science and Commerce have performed well and secured good results proving their knowledge and skill learned as outcomes of the courses and programmes.



PRINCIPAL INCHARGE
KONGUNADU ARTS & SCIENCE COLLEGE
COIMBATORE - 641 029.




Controller of Examinations
KONGUNADU ARTS AND SCIENCE COLLEGE
(AUTONOMOUS)
Coimbatore - 641 029.

KONGUNADU ARTS AND SCIENCE COLLEGE (AUTONOMOUS)


COIMBATORE - 641 029

End-of-semester Examination Pass Statistics Report - November 2018

Sl. No.	Course Name	Registered	Appeared	Cleared	Pass %
UG - I YEAR - 2018 BATCH					
ARTS					
1.	B.A. English Literature	59	59	56	94.92
2.	B.A. English Literature (UA)	53	53	36	67.92
Total		112	112	92	82.14
SCIENCE					
3.	B.Sc. Mathematics	59	59	56	94.92
4.	B.Sc. Mathematics (UA)	60	59	42	71.19
5.	B.Sc. Physics	50	50	45	90.00
6.	B.Sc. Chemistry	46	46	45	97.83
7.	B.Sc. Botany	45	45	26	57.78
8.	B.Sc. Zoology	44	44	32	72.73
9.	B.Sc. Biochemistry	50	50	44	88.00
10.	B.Sc. Biotechnology	60	60	48	80.00
11.	B.Sc. Computer Science	60	60	52	86.67
12.	B.Sc. Computer Science (UA)	60	60	43	71.67
13.	BCA	59	59	27	45.76
14.	BCA Additional	59	59	36	61.02
15.	B.Sc. Computer Technology	56	56	41	73.21
16.	B.Sc. Information Technology	60	60	54	90.00
17.	B.Sc. Costume Design & Fashion	49	48	45	93.75
Total		817	815	636	78.04
COMMERCE					
18.	B.Com.	60	59	54	91.53
19.	B.Com Additional	60	60	52	86.67
20.	B.Com CA	59	59	30	50.85
21.	B.Com CA Additional	60	59	42	71.19
22.	B.Com. PA	60	60	48	80.00
23.	B.Com. PA (Additional)	59	59	54	91.53
24.	BBA CA	58	58	41	70.69
Total		416	414	321	77.54
UG - I Year Overall Total		1345	1341	1049	78.23
PG - I YEAR - 2018 BATCH					
ARTS					
1.	M.A. English Literature	42	41	37	90.24
SCIENCE					
2.	M.Sc. Mathematics	40	40	40	100.00
3.	M.Sc. Mathematics (UA)	40	40	36	90.00
4.	M.Sc. Physics	40	40	36	90.00
5.	M.Sc. Chemistry	30	30	25	83.33
6.	M.Sc. Botany	20	20	20	100.00
7.	M.Sc. Zoology	19	19	18	94.74
8.	M.Sc. Biochemistry	29	29	29	100.00
9.	M.Sc. Biotechnology	34	34	33	97.06
10.	M.Sc. Computer Science	24	24	22	91.67
Total					
COMMERCE					
11.	M.Com	59	59	53	89.83
PG - I Year Overall Total		377	376	349	92.82


PRINCIPAL INCHARGE
KONGUNADU ARTS & SCIENCE COLLEGE
COIMBATORE - 641 029.




Controller of Examinations
KONGUNADU ARTS AND SCIENCE COLLEGE
(AUTONOMOUS)
Coimbatore - 641 029.

KONGUNADU ARTS AND SCIENCE COLLEGE (AUTONOMOUS)


COIMBATORE - 641 029

End-of-semester Examination Pass Statistics Report - April 2019

Sl. No.	Course Name	Registered	Appeared	Cleared	Pass %
UG - I YEAR - 2018 BATCH					
ARTS					
1.	B.A. English Literature	59	58	54	93.10
2.	B.A. English Literature (UA)	49	47	41	87.23
Total		108	105	95	90.48
SCIENCE					
3.	B.Sc. Mathematics	60	60	54	90.00
4.	B.Sc. Mathematics (UA)	58	57	53	92.98
5.	B.Sc. Physics	50	50	33	66.00
6.	B.Sc. Chemistry	45	45	40	88.89
7.	B.Sc. Botany	45	45	38	84.44
8.	B.Sc. Zoology	41	41	38	92.68
9.	B.Sc. Biochemistry	48	48	41	85.42
10.	B.Sc. Biotechnology	59	59	50	84.75
11.	B.Sc. Computer Science	59	58	52	89.66
12.	B.Sc. Computer Science (UA)	59	59	46	77.97
13.	BCA	58	58	32	55.17
14.	BCA Additional	59	58	28	48.28
15.	B.Sc. Computer Technology	57	57	30	52.63
16.	B.Sc. Information Technology	59	59	51	86.44
17.	B.Sc. Costume Design & Fashion	48	48	43	89.58
Total		805	802	629	78.43
COMMERCE					
18.	B.Com.	59	58	53	91.38
19.	B.Com Additional	60	60	54	90.00
20.	B.Com CA	58	58	48	82.76
21.	B.Com CA Additional	58	58	38	65.52
22.	B.Com. PA	59	59	51	86.44
23.	B.Com. PA (Additional)	59	59	53	89.83
24.	BBA CA	57	57	35	61.40
Total		410	409	332	81.17
UG - I Year Overall Total		1323	1316	1056	80.24
PG - I YEAR - 2018 BATCH					
ARTS					
1.	M.A. English Literature	40	40	30	75.00
SCIENCE					
2.	M.Sc. Mathematics	40	40	37	92.50
3.	M.Sc. Mathematics (UA)	39	39	37	94.87
4.	M.Sc. Physics	40	40	37	92.50
5.	M.Sc. Chemistry	30	30	23	76.67
6.	M.Sc. Botany	20	20	20	100.00
7.	M.Sc. Zoology	19	18	17	94.44
8.	M.Sc. Biochemistry	28	28	27	96.43
9.	M.Sc. Biotechnology	34	34	34	100.00
10.	M.Sc. Computer Science	24	24	19	79.17
Total		274	273	251	91.94
COMMERCE					
11.	M.Com	58	57	48	84.21
PG - I Year Overall Total		372	370	329	88.92



PRINCIPAL INCHARGE
KONGUNADU ARTS & SCIENCE COLLEGE
COIMBATORE - 641 029.




Controller of Examinations
KONGUNADU ARTS AND SCIENCE COLLEGE
(AUTONOMOUS)
Coimbatore - 641 029.

PERFORMANCE SUMMARY OF GENERAL COURSES – 2018-2019 (Nov. 2018, April 2019)

Sem.	Course	No. of Students		Pass %	Average Mark (O/F 100)
		Appeared	Passed		
Part I Languages					
I	Tamil I	1246	1190	95.51	62.16
II	Tamil II	1227	1194	97.31	61.89
I	French I	63	45	71.43	65.16
II	French II	65	43	66.15	63.26
I	Hindi I	14	10	71.43	66.30
II	Hindi II	13	12	92.31	72.58
I	Malayalam I	9	9	100.00	73.33
II	Malayalam II	9	9	100.00	61.78
Part II Language					
I	English for Literary and Career Orientation I	1333	1276	95.72	64.22
II	English for Literary and Career Orientation II	1311	1243	94.81	58.57
Part IV Foundation Courses					Average Mark (O/F 50)
I	Environmental Studies	1335	1270	95.13	27.88
II	Value Education – Moral & Ethics	1310	1299	99.16	27.93


Controller of Examinations
KONGUNADU ARTS AND SCIENCE COLLEGE
(AUTONOMOUS)
Coimbatore - 641 029.




PRINCIPAL INCHARGE
KONGUNADU ARTS & SCIENCE COLLEGE
COIMBATORE - 641 029.

KONGUNADU ARTS AND SCIENCE COLLEGE (AUTONOMOUS)

COIMBATORE – 641 029

The details of pass percentage and the corresponding descriptor for various programmes are:

Descriptor	Quality parameter	Pass % Arts	Pass % Commerce	Pass % Science
A	Outstanding	> 80	> 85	> 85
B	Very Good	71 – 80	76 – 85	76 – 85
C	Good	61 – 70	66 – 75	66 – 75
D	Above Average	51 – 60	56 – 64	56 – 65
E	Average	< 50	< 55	> 55

Performance summary of Examinations held in Nov. 2018

Among Undergraduate Programmes, the performance of B.A. English Literature (UA) comes under descriptor C. Under Science category, the performance of B.Sc. Mathematics, B.Sc. Physics, B.Sc. Chemistry, B.Sc. Computer Technology and B.Sc. Costume Design and Fashion fall under descriptor A while other departments fall under descriptor B, C and D. The BCA department alone found under descriptor E. Among the Commerce courses B.Com and B.Com PA are found under descriptor A while other departments come under descriptor B, C and D whereas the B.Com CA falls under the descriptor E.


Among PG Programmes, M.A. English Literature, M.Sc. Mathematics, M.Sc. Physics, M.Sc. Botany, M.Sc. Zoology, M.Sc. Biochemistry, M.Sc. Biotechnology, M.Sc. Computer Science and M.Com are found to be in descriptor A except M.Sc. Chemistry which comes under descriptor B.

Performance summary of Examinations held in April 2019

The arts programmes have performed well and they are under the descriptor A. Most of the science programmes are found under the descriptor A and B except BCA and B.Sc. Computer Technology which come under the descriptors D and E respectively. All the commerce departments have performed well which come under the descriptor A while the department B.Com CA and BBA CA fall under the descriptor D.

All the PG programmes are found to be in descriptor A except M.Sc. Chemistry and M.Sc. Computer Science which come under the descriptor B.

Both UG and PG programmes have performed well and proved their skill in the examinations showing well attainment of course and programme outcomes. The performance of the few UG and PG programmes which fall under descriptors E and D are yet to be improved and the outcomes of courses are to be explored.


Controller of Examinations
KONGUNADU ARTS AND SCIENCE COLLEGE
(AUTONOMOUS)
Coimbatore - 641 029.


PRINCIPAL INCHARGE
KONGUNADU ARTS & SCIENCE COLLEGE
COIMBATORE - 641 029.

