
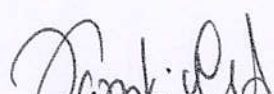



Liabilities	Amount	Amount	Assets	Amount	Amount
Capital Account		250973294.85	Fixed Assets		50714172.02
Excess of Income Over Expindi	24564636.02		Lab Equipments	1127698.90	
Reserve & Surplus	226408658.83		Air Conditioner	407360.38	
Loans (Liability)		1614991.00	Audio Visual Equipments	226021.30	
Tayota Finance Loan A/c.No	1614991.00		Batteries & UPS	1811750.58	
Current Liabilities		1684809.00	Books & Journals	10333938.06	
Duties & Taxes	243757.00		Building	24548222.91	
Provisions	324013.00		CDF Equipments	45992.73	
Sundry Creditors	932512.00		Computer & Accessories	2450099.72	
Kasc Autonomy Salary Payable	184527.00		Electrical Equipment	431549.14	
			Electricals & Fittings	1941960.41	
Excess of Income over Expenditure		35448346.89	Fire Extinguisher	63989.45	
Opening Balance			Furniture & Fittings	2194687.93	
Current Period	35448346.89		Laboratory Equipments	943712.93	
			OFFICE EQUIPMENTS	53735.21	
			Refrigerator	9926.46	
			Sports Equipments	280053.77	
			Telephone Systems	129329.68	
			UPS	4717.50	
			Vehile A/c.	3219372.62	
			WATER HEATER	4926.87	
			Water Purifier	377532.15	
			XEROX MACHINE	107593.32	
			Investments		18667950.55
			Axis Mutual Fund A/c	18667950.55	
			Current Assets		22211955.17
			Deposits (Asset)	8540209.34	
			Loans & Advances (Asset)	7558850.00	
			Sundry Debtors	1264383.00	
			Cash-in-hand	13538.23	
			Bank Accounts	4834974.60	
			Branch / Divisions		198127364.00
			Kasc Autonomous Examination Ac	-3908748.00	
			Kasc Council	206748000.00	
			Kasc Enrichment	-660898.00	
			Kasc Hostel A/c	-4050990.00	
Total		289721441.74	Total		289721441.74

For N.M. & Co.,
Chartered Accountants

CA V. Thennarasu, B.Sc., FCA.,
Partner (M.No. 028663)


TREASURER


SECRETARY


PRESIDENT

N.M. & CO.,
Chartered Accountants
200/4, First Floor,
Premier Apartments,
NSR Road, Saibaba Colony,
COIMBATORE - 641 011.

KASC SFC 2016-17

Books & Journals

Monthly Summary

1-Apr-2016 to 31-Mar-2017

Page 1

Particulars	Transactions		Closing Balance
	Debit	Credit	
<i>Opening Balance</i>			96,88,463.06 Dr
April	15,000.00		97,03,463.06 Dr
May			97,03,463.06 Dr
June	93,752.00		97,97,215.06 Dr
July	7,957.00		98,05,172.06 Dr
August	1,77,509.00		99,82,681.06 Dr
September	30,023.00		1,00,12,704.06 Dr
October	82,814.00		1,00,95,518.06 Dr
November	1,200.00		1,00,96,718.06 Dr
December	885.00		1,00,97,603.06 Dr
January	12,786.00		1,01,10,389.06 Dr
February	1,93,465.00		1,03,03,854.06 Dr
March	30,084.00		1,03,33,938.06 Dr
Grand Total	6,45,475.00		1,03,33,938.06 Dr